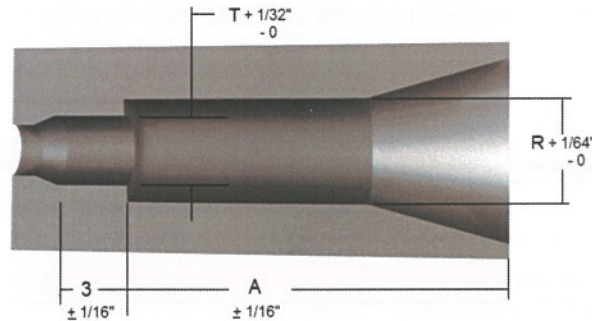




DIMENSIONAL DATA

337-365-4411

sales@k-e-t.com



$A = L$ (Length of Float Valve) + Length of Tool Joint Pin + $1/4''$ Clearance

Valve Size	D Diameter of Valve	R (D + 1/32") Diameter Recess F/ Valve	L Valve Length	T* Baffle Plate Recess Diameter	Valve I.D. Model F	Valve I.D. Model G
1R	1-21/32"	1-11/16"	5-7/8"	1-5/16"	1"	N/A
1F-2R	1-29/32"	1-15/16"	6-1/4"	1-1/2"	1-1/4"	1"
2F-3R	2-13/32"	2-7/16"	6-1/2"	1-29/32"	1-9/16"	1-1/4"
3F	2-13/16"	2-27/32"	10"	2-7/16"	1-7/8"	1-5/8"
3.5IF	3-1/8"	3-5/32"	10"	2-11/16"	1-7/8"	1-5/8"
4R	3-15/32"	3-1/2"	8-5/16"	2-15/16"	2-5/16"	1-31/32"
4F	3-21/32"	3-11/16"	12"	3-1/4"	2-1/2"	2-3/16"
5R	3-7/8"	3-29/32"	9-3/4"	3-3/8"	2-3/4"	2-1/4"
5F-6R	4-25/32"	4-13/16"	11-3/4"	4-9/32"	3-1/4"	2-7/8"
6F	5-11/16"	5-23/32"	14-5/8"	5-3/16"	4-1/8"	N/A

* Disregard if this diameter is the same or smaller than the standard tool joint I.D.